
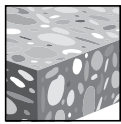


### 3.3.14 HDI-P DROP-IN ANCHORS

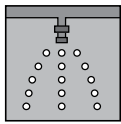
#### PRODUCT DESCRIPTION

##### HDI-P Drop-in Anchors

Anchor System	Features and Benefits
<p>HDI-P Drop-in Anchor</p> 	<ul style="list-style-type: none"> <li>Optimized anchor length to allow reliable fastenings in hollow core panels, precast plank and post tensioned slabs</li> <li>Shallow drilling enables fast installation</li> <li>Lip provides flush installation, consistent anchor depth and easy rod alignment</li> <li>HSD-G 3/8 setting tool with hand guard leaves mark on flange when anchor is set properly to enable inspection and verification of proper expansion</li> </ul>



Uncracked concrete



Fire sprinkler listings

#### MATERIAL SPECIFICATIONS

The HDI-P is manufactured from mild carbon steel, which is zinc plated for corrosion protection in accordance with ASTM B633, SC 1, Type III.

#### Approvals/Listings

FM (Factory Mutual)

Pipe hanger components for automatic sprinkler systems for 3/4=8-in. model



#### DESIGN DATA IN CONCRETE USING ALLOWABLE STRESS DESIGN

##### Technical data

Table 1 — Hilti HDI-P loads in normal-weight concrete and hollow core concrete panels

Nominal anchor diameter	Length in. (mm)	Nom. bit dia. in.	Ultimate loads, lb (kN)				Allowable loads, lb (kN) <sup>3</sup>			
			$f'_c = 4,000$ psi concrete		Hollow core <sup>1,2</sup>		$f'_c = 4,000$ psi concrete		Hollow core <sup>1,2</sup>	
			Tension	Shear	Tension	Shear	Tension	Shear	Tension	Shear
1/4	5/8 (15.9)	3/8	1,430 (6.4)	1,870 (8.3)	1,550 (6.9)	2,275 (10.1)	285 (1.3)	375 (1.7)	310 (1.4)	455 (2.0)
3/8	3/4 (19.1)	1/2	1,900 (8.5)	3,000 (13.3)	2,100 (9.3)	4,000 (17.8)	380 (1.7)	600 (2.7)	420 (1.9)	800 (3.6)
1/2	1 (25.4)	5/8	3,000 (13.3)	6,075 (27.0)	3,110 (13.8)	5,495 (24.5)	600 (2.7)	1215 (5.4)	620 (2.8)	1,100 (4.9)

1 The Admissible Anchor Location must be established to prevent damage to the prestressed cable during the drilling process. Verify the location and height of the cable with the hollow core plank supplier to confirm Admissible Anchor Location.  
 2 Minimum compressive strength of hollow core panels is 7,000 psi at the time of installation. The minimum thickness "t" is 1-3/8 inches.  
 3 Allowable loads calculated with a 5:1 factor-of-safety.

#### INSTALLATION INSTRUCTIONS

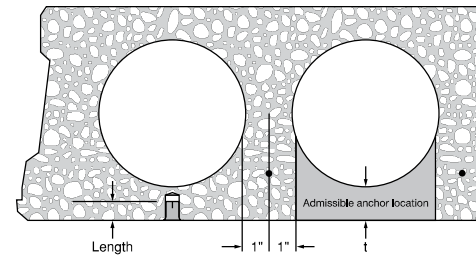
Installation Instructions For Use (IFU) are included with each product package. They can also be viewed or downloaded online at [www.hilti.com](http://www.hilti.com) (Canada). Because of the possibility of changes, always verify that downloaded IFU are current when used. Proper installation is critical to achieve full performance. Training is available on request. Contact Hilti Technical Services for applications and conditions not addressed in the IFU.

#### ORDERING INFORMATION

##### HDI-P anchor

Description	Bit diameter	Qty / box
HDI-P 1/4	3/8	100
HDI-P 3/8	1/2	100
HDI-P 1/2	5/8	50

Figure 1 — Installation of Hilti HDI-P in hollow core concrete



##### Setting tools for HDI-P anchors

Description
HST-P 1/4 Hand Setting Tool
HST-P 3/8 Hand Setting Tool
HSD-G 3/8 Hand Setting Tool with hand guard
HST-P 1/2 Hand Setting Tool

## INSTALLATION INSTRUCTIONS

Manufacturer's Printed Installation Instructions (MPII) are included with each product package. They can also be viewed or downloaded at [www.hilti.com](http://www.hilti.com). Because of the possibility of changes, always verify that downloaded MPII are current when used. Proper installation is critical to achieve full performance. Training is available on request. Contact Hilti Technical Services for applications and conditions not addressed in the MPII.

## ORDERING INFORMATION<sup>1</sup>

### HDI+, HDI-L+ and HDI

#### Carbon steel

Description	Description	Anchor thread size	Qty / box
<b>HDI+ 1/4</b>	<b>HDI-L+ 1/4</b>	1/4	100
<b>HDI+ 3/8</b>	<b>HDI-L+ 3/8</b>	3/8	50
<b>HDI+ 1/2</b>	<b>HDI-L+ 1/2</b>	1/2	50
<b>HDI 5/8</b>	-	5/8	25
<b>HDI 3/4</b>	-	3/4	25

### HDI-SS anchors

#### Stainless steel

Description	Anchor thread size	Qty / box
<b>HDI 1/4 SS303</b>	1/4	100
<b>HDI 3/8 SS303</b>	3/8	50
<b>HDI 1/2 SS303</b>	1/2	50
<b>HDI 5/8 SS303</b>	5/8	25
<b>HDI 3/4 SS303</b>	3/4	25

### Setting tools for HDI and HDI-SS anchors

Description	Anchor thread size
<b>HST 5/8 Setting Tool</b>	5/8
<b>HST 3/4 Setting Tool</b>	3/4



### Setting Tools for HDI+ and HDI-L+

Anchor thread size	Description
1/4	HST 1/4 Setting tool
	HSD-MM 1/4 (TE-C-24D6 1/4 Setting tool)
	HDI+ Setting Tool includes a TE-CX 3/8x1 carbide bit
3/8	HST 3/8 Setting tool
	HSD-MM 3/8 (TE-C-24SD10 3/8 Setting tool)
	HDI+ Setting Tool includes a TE-CX 1/2x1-9/16 carbide bit
1/2	HST 1/2 Setting tool
	HSD-MM 1/2 (TE-C-24SD12 1/2 Setting tool)
	HDI+ Setting Tool includes a TE-CX 5/8x2 carbide bit



<sup>1</sup> All dimensions in inches