

COMMERCIAL FIRE SPRINKLER RISER ASSEMBLIES.....2
RESIDENTIAL FIRE SPRINKLER RISER ASSEMBLIES.....2
FLEX DRAIN KITS2
TEST AND DRAINS.....2
WATERFLOW SWITCHES2
FIRE SPRINKLER GAUGES3
INSPECTION TEST VALVE, 3 WAY.....3
FIRE SPRINKLER CONTROL BUTTERFLY VALVES3
BRONZE BUTTERFLY VALVES3
GROOVED CHECK VALVES3
SHOTGUN RISER CHECK VALVES.....3
WAFER CHECK VALVES3
FLANGED CHECK VALVES3
OS&Y GATE VALVES.....4
OS&Y GATE VALVES - BRONZE.....4
NRS GATE VALVES4
BRASS BALL VALVES5
GLOBE VALVES5
ANGLE GLOBE VALVES.....5
BRASS GATE VALVES5
SIGHT GLASS5
BRASS SWING CHECK VALVES5
INLINE CHECK VALVES.....5
PRESSURE RELIEF VALVES.....5
BALL DRIP VALVES.....5
COMMERCIAL LEVER HANDLE BUTTERFLY VALVES6
POST INDICATOR VALVES.....6
DRUM DRIP ASSEMBLY.....6
FIRE EQUIPMENT7
HYDRA-TAP CHECK VALVE CLAPPER TOOL7

COMMERCIAL FIRE SPRINKLER RISER ASSEMBLIES



Factory assembled with a waterflow switch, pressure gauge, and drain.

- 2" thru 8" sizes
- 300 psi
- Available with Test & Drain and Pressure Relief Trims

[Click Here to Purchase & for Tech Data](#)



RESIDENTIAL FIRE SPRINKLER RISER ASSEMBLIES



Factory Assembled Residential Riser with a powder coated body, waterflow switch, pressure gauge, and drain.

- 1" thru 2" sizes.
- 300 psi
- Available with Test & Drain and Pressure Relief Trims

[Click Here to Purchase & for Tech Data](#)



FLEX DRAIN KITS

Stainless Steel Flexible Drain Hose kits for Riser Assemblies
Includes two Threaded x Grooved Nipples, two Grooved Couplings
FLEX DRAIN GxG Hose 31-1/2"



PERFECT FOR STAIRWELLS!

[Click Here to Purchase & for Tech Data](#)

TEST AND DRAIN VALVES



- 1" thru 8" Female NPT Inlet and Outlet
- Rated 300 PSI
- Available with Pressure Relief Trim

[Click Here to Purchase & for Tech Data](#)



WATER FLOW SWITCHES



[Click Here to Purchase & for Tech Data](#)

FIRE SPRINKLER GAUGES



[Click Here to Purchase & for Tech Data](#)

INSPECTION TEST VALVE 3 WAY VALVES



[Click Here to Purchase & for Tech Data](#)



FIRE SPRINKLER CONTROL BUTTERFLY VALVES



Ductile Iron 2-1/2" to 8" 300 psi
Groove x Groove

[Click Here to Purchase & for Tech Data](#)



[Normally Closed](#)



[Wafer Double Tamper](#)



[Wafer Style Lug Ends](#)

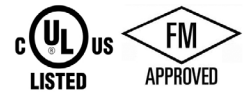
BRONZE BUTTERFLY VALVES



Indicating Control Valve for Fire Protection Systems

- 1" to 2-1/2" Threaded and Grooved Models
- 300 PSI
- Complete with Position Indicator & Integral Tamper Switch.

[Click Here to Purchase & for Tech Data](#)

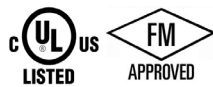


GROOVED CHECK VALVES



- Sizes: 2" thru 12"
- 300 psi Ductile Iron

[Click Here to Purchase & for TechData](#)



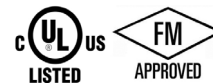
[Click Here for 4" Brass Check Valves](#)

SHOTGUN RISER CHECK VALVES



- Sizes: 2" thru 8"
- 300 psi Ductile Iron

[Click Here to Purchase & for Tech Data](#)



WAFER CHECK VALVES



Double Door Check - Wafer
Ductile Iron
300 PSI | 4" - 12"

[Click Here to Purchase & Tech Data](#)

FLANGED CHECK VALVES



Ductile Iron
300 PSI | 2" - 12"
AWWA C508 & C550

[Click Here to Purchase & Tech Data](#)



OS&Y GATE VALVES



Flange x Flange

- Ductile Iron
- With Tamper Switch
- Sizes: 2" thru 12"
- 300PSI

[Click Here to Purchase](#)
& for Tech Data



Flange x Groove
[Click Here to Purchase](#)
& for Tech Data



Groove x Groove
[Click Here to Purchase &](#)
for Tech Data

OS&Y GATE VALVES-BRONZE



- Bronze screwed ends Outside Screw & Yoke
- Sizes: 1" thru 2"
- 175 PSI

[Click Here to Purchase & for Tech Data](#)



NRS GATE VALVES



GxG

Ductile Iron
300 PSI | 2½" - 12"
AWWA C515 & C550
NSF-61 & 372

[Click Here to Purchase &](#)
for Tech Data



Flange x Flange

Ductile Iron
300/200 PSI
2½" - 12"
14" - 24"
AWWA C515 & C550,
NSF-61 & 372

[Click Here to Purchase &](#)
for Tech Data



Mechanical Joint

Ductile Iron
300 PSI
3" - 12"
UL, FM
NSF-61 & 372
ANSI 61 & 372

[Click Here to Purchase &](#)
for Tech Data



NUT, BOLT & FLANGE GASKET SETS

[Click Here to Purchase & for Tech Data](#)

GROOVED FLANGE ADAPTER NIPPLES

[Click Here to Purchase & Tech Data](#)



ARGCO

BRASS BALL VALVES



- 600# NPT Full Port
- 600# NPT Full Port (Lead Free)
- 400# NPT Standard Port
- 600# CxC (Sweat) Full Port
- 600# CxC (Sweat) Full Port (Lead Free)
- 400# CxC (Sweat) Standard Port



GLOBE VALVES



Brass
•1/4" thru 2" NPT

[Click Here to Purchase & for Tech Data](#)

ANGLE GLOBE VALVES



Brass
•3/4" thru 2" NPT

[Click Here to Purchase & for Tech Data](#)

GATE VALVES



Brass
•1/2" thru 4" NPT

[Click Here to Purchase & for Tech Data](#)

SIGHT GLASS



•Fxm with or without Restricted orifice

[Click Here to Purchase & for Tech Data](#)

SWING CHECK VALVES



Brass
•1/2" thru 2" NPT

[Click Here to Purchase & for Tech Data](#)

INLINE SPRING CHECK VALVES



•Brass with Spring Loaded Clapper
•1" thru 2"

[Click Here to Purchase & for Tech Data](#)

PRESSURE RELIEF VALVE



Designed to protect a pressurized system during an overpressured event.

[Click Here to Purchase & for Tech Data](#)

BALL DRIP VALVES



Keep moisture from accumulating inside the FDC.

[Click Here to Purchase & for Tech Data](#)



COMMERCIAL LEVER HANDLE BUTTERFLY VALVES



Lever Lock - Grooved

Ductile Iron
300 PSI | 2" - 12"



Lever Lock - Wafer

Ductile Iron
300 PSI | 2½" - 8"



Low Profile - Grooved

Ductile Iron
300 PSI | 2" - 10"




Lever-Lock - Grooved

316 Stainless Steel
300 PSI | 2" - 8"

POST INDICATOR VALVES

Used to identify the position of buried or hidden Gate Valves (Post Indicator Valves) and are recommended for use in fire protection piping systems.



Wall Post Indicator

[Click Here to Purchase & for Tech Data](#)



Upright Post Indicator

[Click Here to Purchase & for Tech Data](#)

Universal PIV Wrench

[Click Here to Purchase & for Tech Data](#)



DRUM DRIP ASSEMBLY

Comes fully assembled with UL Listed 1" brass ball valves.

[Click Here to Purchase & Tech Data](#)



FIRE EQUIPMENT



FIRE DEPT. CONNECTIONS

[Click Here to Purchase & for Tech Data](#)



HOSE VALVES

[Click Here to Purchase & for Tech Data](#)



STORZ CONNECTIONS

[Click Here to Purchase & for Tech Data](#)



GROOVED CHECK VALVES

[Click Here to Purchase & for Tech Data](#)



[CLICK HERE FOR ARGCO'S INTERACTIVE CATALOGS & PRICING](#)



HYDRA-TAP FDC CHECK VALVE CLAPPER FLUSH TOOL




Flip the FDC check-valve to conduct a Forward Flow or FDC Backflush...
You're in and you're out.
Grooved, Flanged and Wafer Valves





[Click Here to Purchase & for Tech Data](#)

[Click Here for Video](#)





**Click to Link to ARGCO's
Interactive Catalogs**



ARGCO.com

ARGCO SALES: toll free: 800-854-1015 | international: 760-727-1644 | fax: 800-924-5922 | email: sales@argco.com